


UMRAH E-BOOK



Salah al-Ihram:

It's Sunnah to perform two Rakahs of Salah before entering into the state of Ihram. This can be performed after getting changed at the airport or in-flight before crossing the A Miqat providing there are prayer facilities on-board.

Observe the prayer with the intention of performing two Rakahs Nafl for Ihram.

Since you're not yet in the spiritual state of Ihram, the prayer may be observed with the head covered. It is recommended to recite Surah al-Kafirun (Surah 109) in the first Rakah and Surah al-Ikhlâs (Surah 112) in the second, although other Surahs may be read. Don't forget



to make Dua after this Salah.

Niyyah:

The Niyyah for Umrah should be made at the Miqat or close to it as you move in its direction. Ideally, you should delay making the intention until the last moment so you aren't restricted by its prohibitions for longer than need be. It is recommended (Mustahabb) that you make the intention verbally, as well as reiterating it internally. Following are three examples of intentions that may be uttered in Arabic:

بَيِّتُكَ اللَّهُمَّ عُمْرَةً

Labbayka llāhumma 'umratan.

O Allah, here I am to perform Umrah.

اللَّهُمَّ إِنِّي أُرِيدُ
إِبْرَاهِيمَ

Allāhumma innī urīdu l-'umrata.

O Allah, I intend to perform Umrah.

اللَّهُمَّ إِنِّي أُرِيدُ
إِبْرَاهِيمَ فَيَسِّرْ لِي
وَقَبِّلْ مِنِّي

Allāhumma innī urīdu l-'umrata fa yassirhā lī wa taqabbalhā minnī.

O Allah, I intend to perform Umrah, so accept it from me and make it easy for me.

Talbiyah:

After making your Niyah, you must recite the Talbiyah to validate your intention and enter into the state of Ihram. The utterance of the Talbiyah is Wajib according to the Hanafi and Maliki schools of thought. The Shafi'i and Hanbali schools consider it a Sunnah.

You must recite the Talbiyah at least once after making your intention for Umrah. Failure to do so will result in an invalid Umrah!

The Sunnah method of reciting the Talbiyah is to briefly pause at four places, indicated by the dashes. The prayer is as follows:

لَبَّيْكَ اللَّهُمَّ رَبِّكَ - لَبَّيْكَ لَا شَرِيكَ لَكَ رَبِّيكَ - إِنَّ الْحَمْدَ
وَالنُّعْمَةَ وَالْمُلْكَ - لا شَرِيكَ لَكَ -

LABBAYKA LLĀHUMMA LABBAYK(A), LABBAYKA LĀ
SHARĪKA LAKA LABBAYK(A), INNA L-ḤAMDA WA N-
.NI'MATA, LAKA WA L-MULK(A), LĀ SHARĪKA LAK

AT YOUR SERVICE, ALLAH, AT YOUR SERVICE. AT YOUR
SERVICE, YOU HAVE NO PARTNER, AT YOUR SERVICE.
TRULY ALL PRAISE, FAVOUR AND SOVEREIGNTY IS
.YOURS. YOU HAVE NO PARTNER

IT IS RECOMMENDED TO SEND SALAWAT ON THE PROPHET ﷺ AFTER RECITING
THE TALBIYAH AND TO MAKE DUA FOR YOURSELF AND OTHERS. CONTINUE
RECITING THE TALBIYAH FOR THE
REST OF YOUR JOURNEY UNTIL YOU REACH ONE OF THE DOORS OF MASJID AL-

HARAM PRIOR TO PERFORMING TAWAF.

ENTERING MAKKAH:

AS YOU REACH THE LIMITS OF THE HARAM, CONSTANTLY RECITE THE TALBIYAH, DO DHIKR AND SEND SALAWAT UPON THE PROPHET ﷺ. RECITAL OF THE FOLLOWING DUA IS RECOMMENDED UPON ENTERING THE HARAM:

اَللّٰهُمَّ هٰذَا هَرَامُكَ وَ اَمْنُكَ وَ اَمْنُكَ
هٰذَا هَرَامُكَ وَ اَمْنُكَ وَ اَمْنُكَ
هٰذَا هَرَامُكَ وَ اَمْنُكَ وَ اَمْنُكَ
هٰذَا هَرَامُكَ وَ اَمْنُكَ وَ اَمْنُكَ
هٰذَا هَرَامُكَ وَ اَمْنُكَ وَ اَمْنُكَ
هٰذَا هَرَامُكَ وَ اَمْنُكَ وَ اَمْنُكَ
هٰذَا هَرَامُكَ وَ اَمْنُكَ وَ اَمْنُكَ
هٰذَا هَرَامُكَ وَ اَمْنُكَ وَ اَمْنُكَ

ALLĀHUMMA HĀDHĀ ḤARAMUKA WA AMNUKA
FA ḤARRIMNĪ ‘ALA-N-NĀR, WA AMMINNĪ MIN
‘ADHĀBIKA YAWMA TAB’ATHU ‘IBĀDAK, WA
J’ALNĪ MIN AWLIYĀ’IKA WA AHLI ṬĀ’ATIK

ALLAH, THIS IS YOUR SANCTUARY AND
SECURITY, SO MAKE ME UNLAWFUL TO HELL-
FIRE, MAKE ME SAFE FROM YOUR PUNISHMENT
ON THE DAY YOU RESURRECT YOUR SERVANTS;
AND MAKE ME ONE OF YOUR FRIENDS AND
. ONE OF THE PEOPLE WHO OBEY YOU

ENTERING MASJID AL-HARAM:

IT IS SUNNAH TO ENTER MASJID AL-HARAM VIA BAB AL-SALAM (THE GATE OF PEACE). IF YOU CAN'T DO THIS, YOU MAY PROCEED THROUGH ANY OTHER DOOR. STEP THROUGH WITH YOUR RIGHT FOOT FIRST AND RECITE THE SUPPLICATION FOR ENTERING A MOSQUE. EITHER OR BOTH OF THESE SUPPLICATIONS MAY BE RECITED:

بِسْمِ اللَّهِ، اللَّهُمَّ صَلِّ عَلَى مُحَمَّدٍ. اللَّهُمَّ افْتَحْ لِي
أَبْوَابَ رَحْمَتِكَ

BISMI-LLĀH, ALLĀHUMMA ṢALLI ALĀ MUHAMMAD.
ALLĀHUMMA-GHFIR LĪ WA-FTAḤ LĪ ABWĀBA
RAḤMATIK.

IN THE NAME OF ALLAH, SEND BLESSINGS UPON
MUHAMMAD ﷺ. O ALLAH, OPEN FOR ME THE
DOORS OF YOUR BOUNTY.

أَعُوذُ بِاللَّهِ الْعَظِيمِ، وَبِهِ الْكَرِيمِ، سُلْطَانِهِ الْعَظِيمِ، مِنْ
الشَّيْطَانِ الرَّجِيمِ

A'ŪDHU BI-LLĀHI-L-AẒĪM, WA BI-WAJHIHI-L-KARĪM,
WA SULṬĀNIHI-L-QADĪM, MINA-SH-SHAYṬĀNI-R-
.RAJĪM

I SEEK PROTECTION IN ALLAH THE TREMENDOUS,
HIS NOBLE COUNTENANCE, AND HIS PRE-ETERNAL
.SOVEREIGN MIGHT FROM SHAYTAN THE REJECTED

NOTES:

DON'T PERFORM TAHİYATUL MASJID (PRAYER FOR GREETING THE MOSQUE) IF YOU INTEND TO TAWAF; YOUR TAWAF WILL SUFFICE AS THE "GREETING" FOR MASJID AL-HARAM. IF YOU DON'T HAVE THE INTENTION OF PERFORMING TAWAF IMMEDIATELY, YOU MAY PERFORM TAHİYATUL MASJID. IN MASJID AL-HARAM, IT IS PERMISSIBLE FOR ANYONE TO WALK ACROSS

S THOSE PERFORMING SALAH. HOWEVER,
THEIR PLACE OF PROSTRATION SHOULD BE AVOIDED.

FIRST SIGHT OF THE KAABA:

UPON SEEING THE KAABA FOR THE FIRST TIME, RAISE YOUR HANDS AND MAKE DUA WITH THE UTMOST CONCENTRATION AND SINCERITY AS THIS IS AMONG THOSE PLACES WHERE PRAYERS ARE ANSWERED. REMEMBER TO RECITE SALAWAT UPON THE PROPHET ﷺ WHEN MAKING DUA. UMAR IBN AL-KHATTAB I NARRATED:

Recite the following three times:

اللَّهُ أَكْبَرُ. اللَّهُ أَكْبَرُ. لَا إِلَهَ إِلَّا اللَّهُ.

Allah is the Greatest. Allah is the Greatest. There is no God except Allah.

It's a Sunnah to recite the following Duas:

اللَّهُمَّ زِدْ أَهْلَ هَذَا الدَّبِيتِ تَشْرِيفاً وَتَعْظِماً وَتَكْرِيماً وَهَيْبَةً وَزِدْ هُنَّ شَوْفَهُ وَكَرَمَهُ مِمَّنْ حَجَّهُ أَوْ اعْتَمَرَهُ تَشْرِيفاً وَتَكْرِيماً وَتَعْظِماً وَبِرّاً .

Allah, increase this House in honour, esteem, respect and reverence.

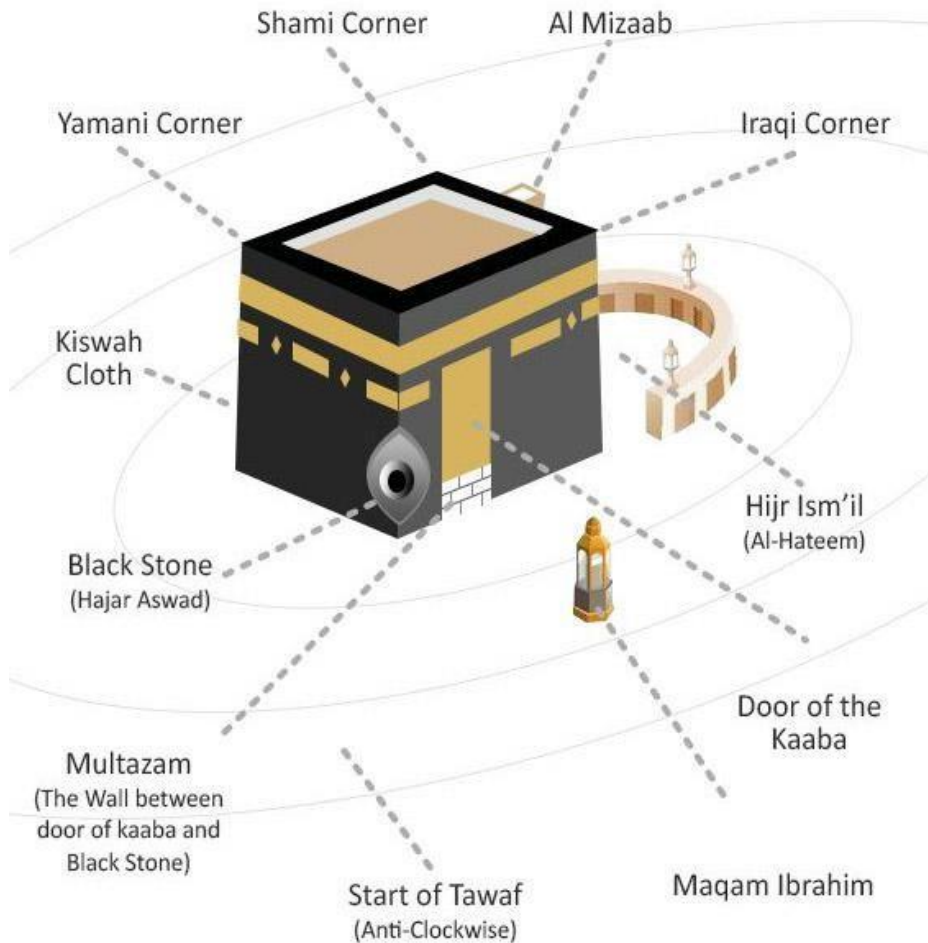
And increase those who honour and respect it—of those who perform Hajj or 'Umrah—in honour, respect, esteem and piety.

اللَّهُمَّ أَنْتَ الْوَسْلَامُ وَوَجْهَكَ الْوَسْلَامُ وَرَبَّنَا تَسْلَامٌ
بِ
دُ
م
كَا
بِ

O Allah, You are Peace and from You is peace. Make us live, Lord, in peace.

Do Dhikr, make Dua and send Salawat upon the Prophet ﷺ in abundance here. Make the most of this opportunity before you begin your Tawaf, especially if it's the first time you've set eyes on the Kaaba.

TAWAF AL-UMRAH



For the Tawaf to be considered valid, the following is necessary:


Pilgrims performing Tawaf

1. To perform Tawaf yourself.
2. To make an intention (verbally or not).
3. To do Tawaf in Masjid al-Haram.
4. To be in a state of Wudhu and free of anything that requires Ghushl e.g. menstruation.
5. To conceal the Awrah.
6. To start Tawaf from Hajar al-Aswad.
7. To move in an anti-clockwise direction.
8. To avoid the Hatim (the semi-circle area outside the Kaaba).
9. To perform Tawaf by foot, for those who are able.
10. To perform seven circuits.
11. To perform two Rakahs of Salah after the Tawaf.

PREPARATION:

ENSURE YOU'RE IN A STATE OF WUDHU AND IF YOU'RE A MALE, UNCOVER YOUR RIGHT SHOULDER BY PASSING THE TOP SHEET OF YOUR IHRAM UNDER YOUR RIGHT ARMPIT, ALLOWING THE GARMENT TO HANG OVER YOUR LEFT SHOULDER (IDTIBA).

STARTING POINT



POSITION YOURSELF IN LINE WITH THE CORNER OF THE KAABA WHERE THE HAJAR AL-ASWAD IS SITUATED. THIS CORNER IS THE ONE THAT FACES A SINGLE MINARET (THE OTHER THREE CORNERS FACE TWO MINARETS). THERE IS A GREEN LIGHT ON THE WALL OF THE MASJID OPPOSITE THE KAABA WHICH INDICATES WHERE THE TAWAF STARTS FROM. THIS IS THE STARTING POINT OF EACH SHAWT (CIRCUIT). STAND JUST BEFORE THIS STARTING POINT FACING THE KAABA ENSURING THE HAJAR AL-ASWAD IS ON YOUR RIGHT SIDE

INTENTION

اللَّهُمَّ إِنِّي أُرِيدُ تَوَافِقَ بَيْتِكَ الْحَرَامِ فَاقْبَلْهُ مِنِّي
إِنَّهُ

O ALLAH, I INTEND TO PERFORM TAWAF OF THE SACRED MOSQUE, SO

.ACCEPT IT FROM ME AND MAKE IT EASY FOR ME



START THE TAWAF

TURN TO YOUR RIGHT AND START THE FIRST CIRCUIT OF YOUR TAWAF, ENSURING THE KAABA IS ON YOUR LEFT. PROCEED IN AN ANTI-CLOCKWISE DIRECTION AND AVOID WALKING THROUGH THE HIJR ISMAIL. IF YOU HAPPEN TO WALK THROUGH IT, THE CIRCUIT WON'T COUNT AND IT WILL HAVE TO BE REPEATED.

RAML

IN THE FIRST THREE CIRCUITS, MEN SHOULD PERFORM RAML, WHICH IS THE PRACTICE OF WALKING BRISKLY, LIFTING THE LEGS FORCEFULLY AND STICKING OUT THE CHEST. HOWEVER, IF THERE IS CONGESTION, WHICH IS LIKELY TO BE THE CASE IF YOU'RE CLOSER TO THE KAABA, ONLY PERFORM THIS SUNNAH IF YOU'RE SURE YOU WON'T HARM OR INCONVENIENCE OTHERS.

RUKN AL-YAMANI

UPON REACHING THE RUKN AL-YAMANI (THE YEMENI CORNER), THE CORNER PRECEDING THE HAJAR AL-ASWAD, TOUCH IT WITH YOUR RIGHT HAND OR BOTH HANDS AND SAY "ALLĀHU AKBAR (الله أكبر)" IF YOU MANAGE TO GET CLOSE ENOUGH. IF THERE'S TOO MUCH CONGESTION, AS IS LIKELY TO BE THE CASE, PROCEED WITHOUT SAYING TAKBIR OR GESTURING TOWARDS IT.

IT IS A SUNNAH TO RECITE THE FOLLOWING DUA BETWEEN THE RUKN AL-YAMANI AND THE HAJAR AL-ASWA

رَبِّ كَمَا فِي الدُّنْيَا وَفِي الآخِرَةِ وَفِي الأَذْوَابِ وَفِي الأَنْبَاءِ
أَلَا يَا كَرِيمُ

O OUR LORD, GRANT US THE GOOD OF THIS WORLD, THE GOOD OF THE HEREAFTER, AND SAVE US FROM THE PUNISHMENT OF THE FIRE



END OF CIRCUIT AT THE HAJAR AL-ASWAD

RETURNING TO HAJAR AL-ASWAD MARKS THE COMPLETION OF ONE CIRCUIT. BEGIN THE SECOND BY DOING ISTILAM OF HAJAR AL-ASWAD AS PREVIOUSLY DESCRIBED AND SAYING "ALLAHU AKBAR (الله أكبر)". YOU SHOULD SAY ALLAHU AKBAR WHILE DOING ISTILAM IN ALL SUBSEQUENT CIRCUITS. YOU WILL BE PERFORMING ISTILAM EIGHT TIMES IN TOTAL DURING THE TAWAF; ONE BEFORE THE START OF THE TAWAF AND ONE AT THE END OF EACH OF THE SEVEN CIRCUITS.

COMPLETE THE TAWAF

PROCEED IN THE SAME MANNER UNTIL HAVE YOU COMPLETED SEVEN CIRCUITS

PERFORMING ISTILAM AT THE START OF TAWAF AND AT THE END IS A HIGHLY EMPHASISED SUNNAH AND PERFORMING ISTILAM ON THE OTHER SIX OCCASIONS IS DESIRABLE.

IF YOU ARE IN A STATE IDTIBA, COVER YOUR SHOULDER WITH YOUR IHRAM.

SALAH

UPON FINISHING THE TAWAF, PERFORM TWO RAKAHS OF SALAH, PREFERABLY IN A POSITION WHERE MAQAM IBRAHIM IS BETWEEN YOU AND THE KAA'BA

WHILE MOVING TO THE PLACE WHERE YOU INTEND TO PERFORM THE TWO RAKAHS, IT IS RECOMMENDED TO AUDIBLY RECITE THE FOLLOWING:

وَاتَّخِذْ مِنْ مَّقَامِ إِبْرَاهِيمَ مُصَلًّى
وَإِذْ خَرَّ يُضِلُّ

WATTAKHIDHU MIN MAQĀMI IBRĀHĪMA
.MUṢALLA

AND TAKE THE MAQAM IBRAHIM AS A
.PLACE OF SALAH

ZAMZAM

AFTER COMPLETING SALAH AND MAKING DUA, DRINK YOU FILL OF Z

AMZAM WATER WHICH IS AVAILABLE AROUND THE TAWAF AREA

اللَّهُمَّ إِنِّي سَأَلُكَ بِهَا نَافِعًا وَرِقًا وَآمِنًا وَشِفَاءً مِنْ كُلِّ دَاءٍ

SA'I

It is a Sunnah to perform Sa'i immediately after Tawaf, although you may take a break if you need to. If you feel tired after Tawaf or your feet are aching, you may take a rest in the pavilion until you feel you're ready. Remember, you will be covering over three kilometers during Sa'i, so make sure you have sufficient energy to complete the rite before starting.

For the Sa'i to be considered valid, the following is necessary:

1. To perform Sa'i yourself.
2. To have entered into Ihram before performing the Sa'i.
3. To stay in Ihram until the Sa'i has been completed.
4. To perform Sa'i at its correct time.
5. To begin Sa'i at Safa and finish at Marwa.
6. To perform Sa'i after having done Tawaf.
7. To perform Sa'i on foot, unless you have a valid excuse.
8. To perform seven laps.
9. To cover the complete distance between Safa and Marwa.

PROCEED TO SAFA

PROCEED TO THE HILL OF SAFA, WHICH IS LOCATED IN LINE WITH THE HAJAR AL-ASWAD. THERE IS A WHITE SIGN WHICH INDICATES WHERE IT IS. AS YOU'RE APPROACHING SAFA, IT IS SUNNAH TO RECITE THE FOLLOWING:

إِنَّ الصَّفَا وَالْمَرْوَةَ مِن شَعَائِرِ اللَّهِ

.(INNA Ş -ŞAFĀ WAL-MARWATA MIN SHA'Ā'IRI LLĀH(I

.INDEED, SAFA AND MARWA ARE FROM THE SIGNS OF ALLAH[SURAH AL-BAQARAH, 2:158]

:THEN SAY

أَبْدَأُ بِمَا بَدَأَ اللَّهُ بِهِ

.ABDA'U BIMĀ BAD'ALLAHU BIHI

.I BEGIN WITH THAT WHICH ALLAH HAS BEGUN WITH

PROPHET

PROCEED TO MARWA

FROM SAFA, MAKE YOUR WAY TOWARDS MARWA. BETWEEN SAFA AND MARWA, YOU WILL ENCOUNTER TWO SETS OF GREEN FLUORESCENT LIGHTS APPROXIMATELY 50 METRES APART, WHICH INDICATE THE DISTANCE THAT HAJAR RAN IN ORDER TO GET TO HIGHER GROUND.



DHIKR & DUA

THERE IS NO FIXED DHIKR OR DUA THAT HAS BEEN PRESCRIBED TO BE READ DURING SA'I, SO YOU MAY RECITE ANY PRAYERS OR SUPPLICATIONS OF YOUR CHOICE AND SEND SALAWAT UPON THE PROPHET ﷺ.

MAKE DUA AT MARWA

UPON REACHING THE HILL OF MARWA, FACE THE DIRECTION OF THE KAABA, RAISE YOUR HANDS IN SUPPLICATION AND REPEAT THE SAME SUPPLICATIONS YOU RECITED AT SAFA.

THIS COMPLETES ONE LAP OF SA'I. RETURNING BACK TO SAFA IS CONSIDERED A SECOND LAP.

END OF SA'I

REPEAT THIS PROCEDURE UNTIL YOU HAVE COMPLETED SEVEN LAPS, AT WHICH POINT YOU SHOULD BE AT THE HILL OF MARWA.



DUA AND SALAH

IT IS RECOMMENDED TO MAKE A FINAL DUA HERE AND ALSO TO PERFORM TWO RAKAHS OF NAFL SALAH IN MASJID AL-HARAM FOLLOWING SA'I.

LEAVE THE HARAM

AS YOU LEAVE MASJID AL-HARAM, STEP OUT WITH YOUR LEFT FOOT AND RECITE THE FOLLOWING DUA, AS WAS THE SUNNAH OF THE PROPHET ﷺ WHEN LEAVING THE MOSQUE:

بِسْمِ اللَّهِ وَالصَّلَاةِ وَالسَّلَامِ ۝ رَبِّهِ ۝ لِلَّهِ، اللَّهُمَّ إِنِّي أَسْأَلُكَ مِنْ
ع
فَضْلِكَ

IN THE NAME OF ALLAH, AND PEACE AND BLESSINGS BE UPON

N THE
.MESSENGER OF ALLAH. O ALLAH, I ASK OF YOU FROM YOUR BO
UNTY

HALQ OR TAQSIR

AFTER SA'I, YOU MUST HAVE YOUR HAIR SHAVED (HALQ) OR TRIMMED BY AT LEAST AN INCH (TAQSIR) IN ORDER TO LEAVE THE STATE OF IHRAM AND COMPLETE YOUR UMRAH. IT IS MORE VIRTUOUS FOR A MAN TO HAVE THE HEAD SHAVED COMPLETELY.

MAKE SURE YOU USE A LICENSED BARBER RATHER THAN AN UNLICENSED STREET BARBER. THERE ARE A NUMBER OF LICENSED BARBER SHOPS IN MAKKAH, WHICH ARE OPEN 24 HOURS A DAY AND GENERALLY ONLY CLOSE DURING SALAH TIMES. THERE ARE MANY BARBER SHOPS IN THE ZAMZAM TOWERS, HILTON SHOPPING COMPLEX AND AL-SAFWA TOWERS. YOU WILL ALSO SEE MANY BARBERS LOCATED OUTSIDE THE MARWAH DOOR AFTER YOU FINISH SA'I. THEY ARE LOCATED DIRECTLY TO YOUR LEFT ON THE GROUND FLOOR, OR TO YOUR RIGHT IF YOU EXIT FROM THE MIDDLE FLOOR.

ALTERNATIVELY, YOU MAY SHAVE OR TRIM YOUR OWN HAIR IN ORDER TO COME OUT OF THE STATE OF IHRAM.

CONGRATULATIONS ON YOUR UMRAH!

YOU ARE NOW FREE FROM THE RESTRICTIONS OF IHRAM AND YOU MAY CHANGE INTO REGULAR CLOTHING. IF YOU PLAN ON PERFORMING ANOTHER UMRAH, YOU MUST TRAVEL TO THE BOUNDARY OF THE HARAM IN ORDER TO ONCE AGAIN ENTER INTO IHRAM. MOST PILGRIMS CHOOSE TO ENTER INTO IHRAM AT MASJID AISHA WHICH IS THE NEAREST AND MOST CONVENIENT LOCATION FROM MASJID AL-HARAM. TRANSPORTATION TO GET THERE

IS AVAILABLE NEAR THE MOSQUE.